

# DESCH COMBINATION CLUTCH/BRAKE PRESS DATA INFORMATION SHEET



## DESCH COMBINATION CLUTCH/BRAKE PRESS DATA INFORMATION SHEET

Company: \_\_\_\_\_

Address: \_\_\_\_\_

City: \_\_\_\_\_ State: \_\_\_\_\_ Zip: \_\_\_\_\_

Contact: \_\_\_\_\_ Title: \_\_\_\_\_

Phone: \_\_\_\_\_ Fax: \_\_\_\_\_

Press Model Number: \_\_\_\_\_

Press Serial Number: \_\_\_\_\_

Tonnage: \_\_\_\_\_

Stroke Length: \_\_\_\_\_

Pitman Arm Length: \_\_\_\_\_

Working Height (Manufacturer of Press Spec): \_\_\_\_\_

Motor Speed and HP: \_\_\_\_\_

Motor Sheave Size: \_\_\_\_\_

Ram Speed During Continuous Running (Strokes Per Minute): \_\_\_\_\_

Number of Single Strokes Required Per Minute: \_\_\_\_\_

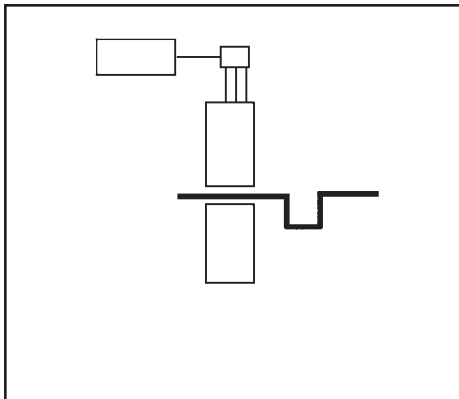
Flywheel Diameter and Width: \_\_\_\_\_

Gear Ratio: \_\_\_\_\_

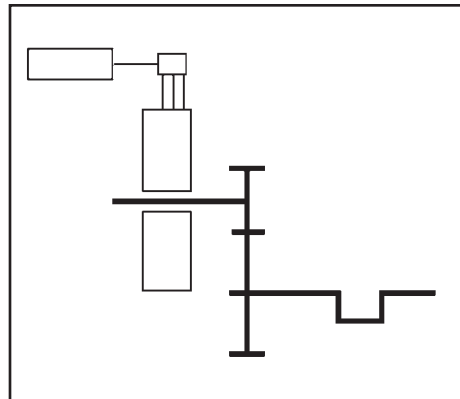
Diameter and Width of Each Gear: \_\_\_\_\_

1. Please include sketch of gear assembly to show where each gear runs relative to each other.

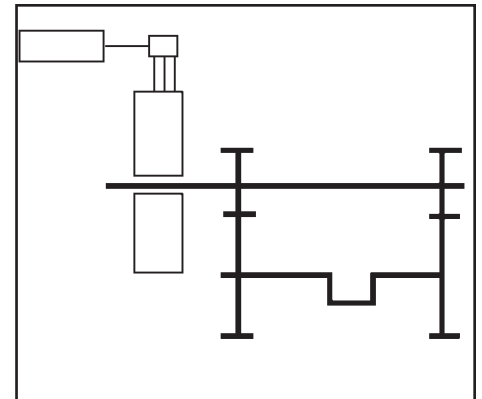
2. Please include rough sketch of each gear in gear train.



Example 1  
Without Back Gearing



Example 2  
With Back Gearing



Example 3

MIDWEST BRAKE™ • 26255 Groesbeck Hwy. • Warren, MI 48089 • 586.775.3000 Fax: 586.775.3040  
• Internet: [www.midwestbrake.com](http://www.midwestbrake.com) • E-mail: [sales@midwestbrake.com](mailto:sales@midwestbrake.com)